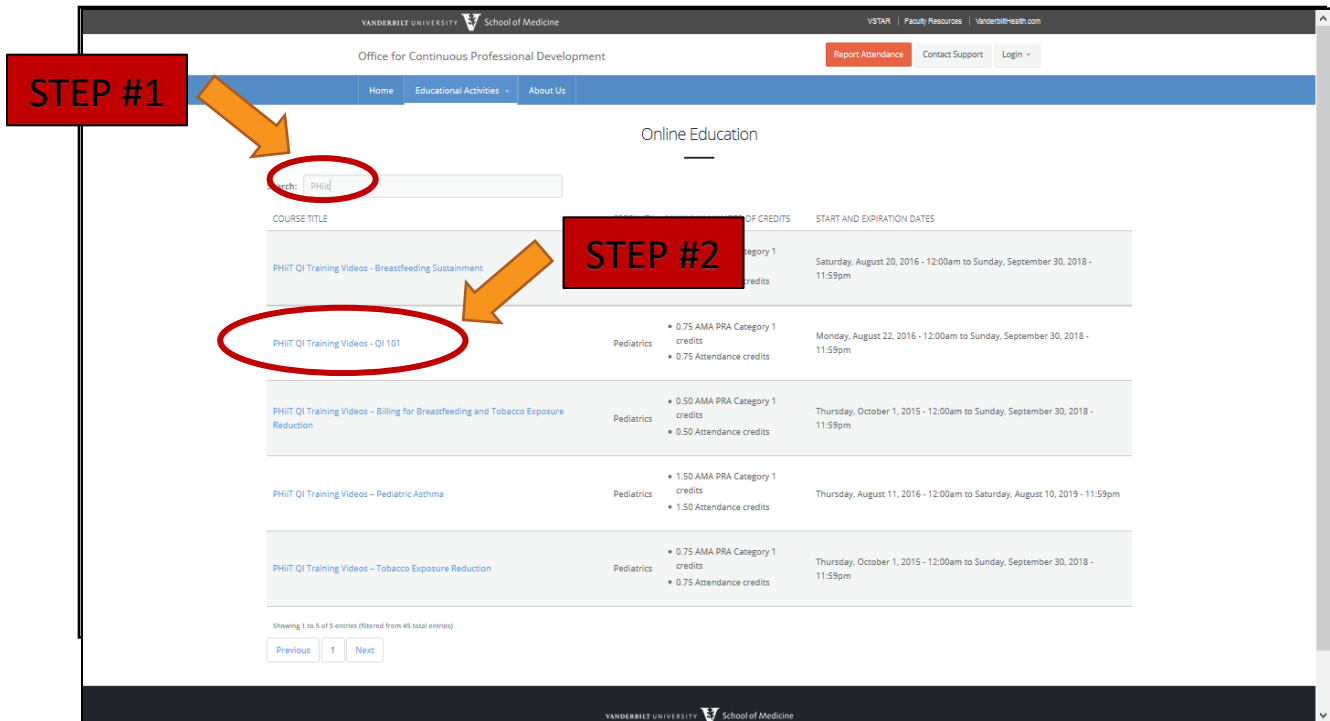


## Accessing CME Videos on Vanderbilt's Educational Website

**Step #1:** Go to the following web address (<https://cme.mc.vanderbilt.edu/online-education>) and type "PHiIT" into the search box.



The screenshot shows the 'Online Education' page on the Vanderbilt University School of Medicine website. The search bar at the top contains 'PHiIT'. Below the search bar, a table of course titles is displayed. The first result is 'PHiIT QI Training Videos - Breastfeeding Sustainment'. The second result, 'PHiIT QI Training Videos - QI 101', is circled in red and labeled 'STEP #2'. Other results include 'PHiIT QI Training Videos - Billing for Breastfeeding and Tobacco Exposure Reduction', 'PHiIT QI Training Videos - Pediatric Asthma', and 'PHiIT QI Training Videos - Tobacco Exposure Reduction'. The page also shows navigation links for 'Previous', '1', and 'Next'.

**Step #2:** Select your course of preference. This example uses the PHiIT QI 101 video.

**Step #3:** Select "Register" then "Create an Account."

- Enter your email, create a password, enter cell phone (used to reset password if needed), and indicate you aren't a robot.
- Complete required fields of profile (necessary to assign CME credit)
- Confirm your cell phone number using the code texted to that number.

**Note:** For future Log-ins, if you are not a Vanderbilt employee you will log-in using the VUNetID Log-in at the top right of the website.

VANDERBILT UNIVERSITY School of Medicine

Office for Continuous Professional Development

PHiIT QI Training Videos - QI 101

Please login or register to take this course.

**STEP #3**

**Course Description**

Vanderbilt University School of Medicine is accredited by the Accreditation Council for Continuing Medical Education to provide continuing medical education for physicians.

Vanderbilt University School of Medicine designates this enduring material for a maximum of .75 AMA PRA Category 1 Credits™. Physicians should claim only the credit commensurate with the extent of their participation in the activity.

This enduring material received no commercial support.

**Event Type:**

**Learning Objectives**

After participating in this CME activity, participants should be able to:

- Identify composition and function of QI teams
- Discuss QI Basics including PDSA cycles, AIM statements, and measures
- Develop understanding of effective PDSA cycle development and reiterate the common pitfalls

**Rating:**

**Date**

Course Opens: Mon, Aug 22, 2016 - 12:00 am

Course Expires: Sun, Sep 30, 2018 - 11:59 pm

**Details**

Format: Online CME Department/Specialty: Pediatrics Division/Sub-specialty: Adolescent and Young Adult Health Area of interest: Quality Improvement, Patient Safety, Patient Care, Medical Knowledge Target audience: Physician, Nurse

**Course Director**

Barron Patterson  
barron.patterson@vanderbilt.edu

**CME Course Associates:**

Darcy Knowles  
jennifer.mcguire@tnaap.org

**Faculty**

Activity Director  
Barron Patterson, MD  
Assistant Professor  
Vanderbilt University

Planners  
Allen Cottman, MD  
Medical Director  
TN Chapter of the American Academy of Pediatrics

**Step #4: Go back to the original website (<https://cme.mc.vanderbilt.edu/online-education>) and select "Take Course."**

VANDERBILT UNIVERSITY MEDICAL CENTER

Office for Continuous Professional Development

PHiIT QI Training Videos - QI 101

**STEP #4**

**Course Description**

Vanderbilt University School of Medicine is accredited by the Accreditation Council for Continuing Medical Education to provide continuing medical education for physicians.

Vanderbilt University School of Medicine designates this enduring material for a maximum of .75 AMA PRA Category 1 Credits™. Physicians should claim only the credit commensurate with the extent of their participation in the activity.

This enduring material received no commercial support.

**Event Type:**

**Learning Objectives**

After participating in this CME activity, participants should be able to:

- Identify composition and function of QI teams
- Discuss QI Basics including PDSA cycles, AIM statements, and measures
- Develop understanding of effective PDSA cycle development and reiterate the common pitfalls

**Take course**

**Status:**

Bookmark course

**Rating:**

No votes yet

**Date**

Course Opens: Mon, Aug 22, 2016 - 12:00 am

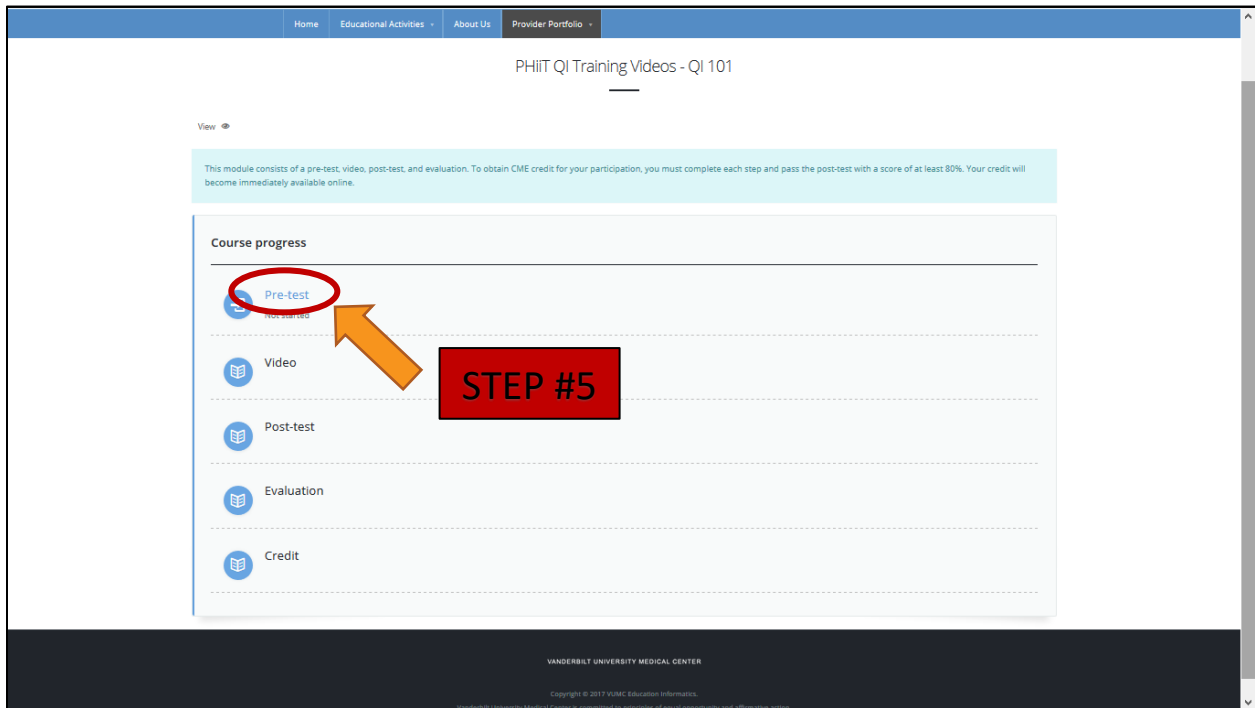
Course Expires: Sun, Sep 30, 2018 - 11:59 pm

**Details**

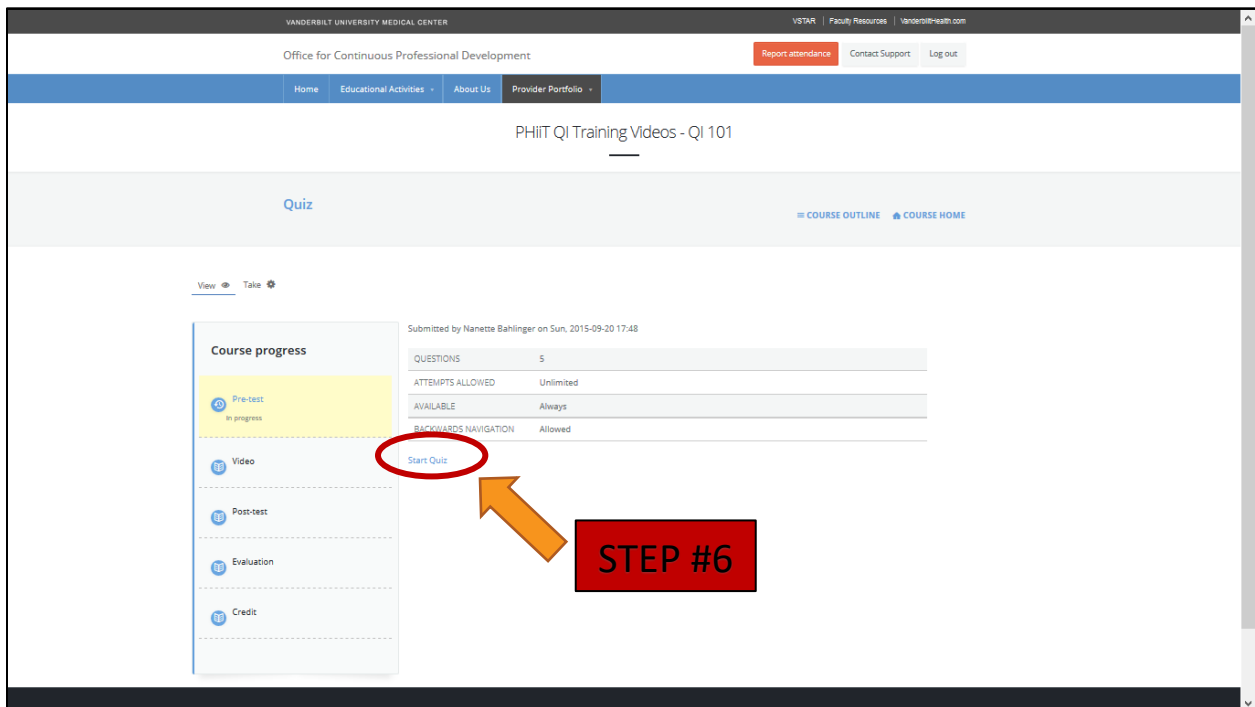
Format: Online CME Department/Specialty: Pediatrics Division/Sub-specialty: Adolescent and Young Adult Health Area of interest: Quality Improvement, Patient Safety, Patient Care, Medical Knowledge Target audience: Physician, Nurse

**Note: It is recommended to take the QI 101 course prior to other PHiIT educational modules.**

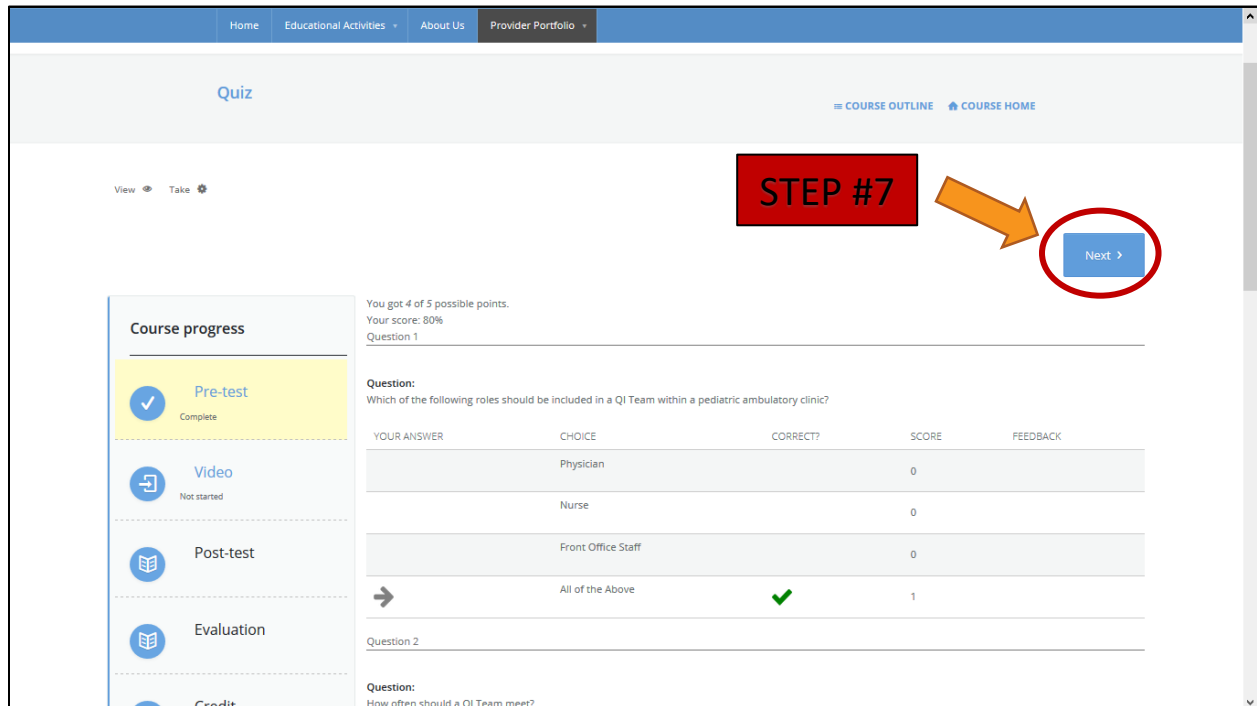
**Step #5: A pretest must be completed to view the module. Select “Pre-test.”**



**Step #6: Select “Start Quiz” on the pre-test page.**



**Step #7: Upon completion of the pre-test select “Next” to watch the online module.**



**If you do not need or want CME credit, you do NOT have to complete the post-test. Participants will still receive credit for watching the video if post-test is not completed.**

**For CME credit, you must complete the Post-test with at least 80% to complete the module and receive the certification. You may repeat the Post-test as needed to pass.**

**The Evaluation is 2 questions about your experience with this module and is also required.**

**Credit informs you how many CME credits you received by completing this module.**

**Certificate allows you to download a certificate of completion for the module. You may access this at any time in the future to re-print.**